

CONFERENZA STAMPA

Belluno, 06/02/2018



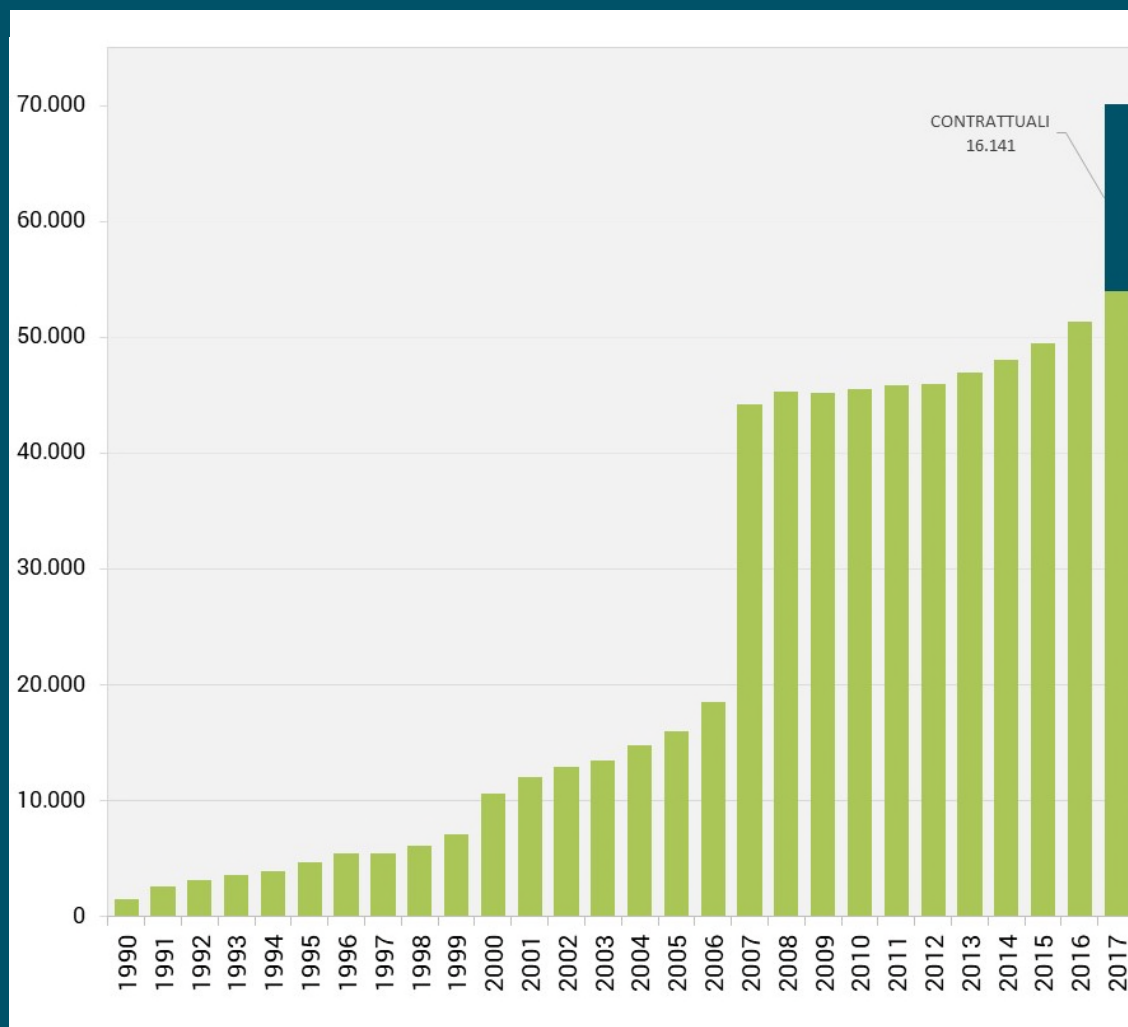
Solidarietà Veneto

FONDO PENSIONE



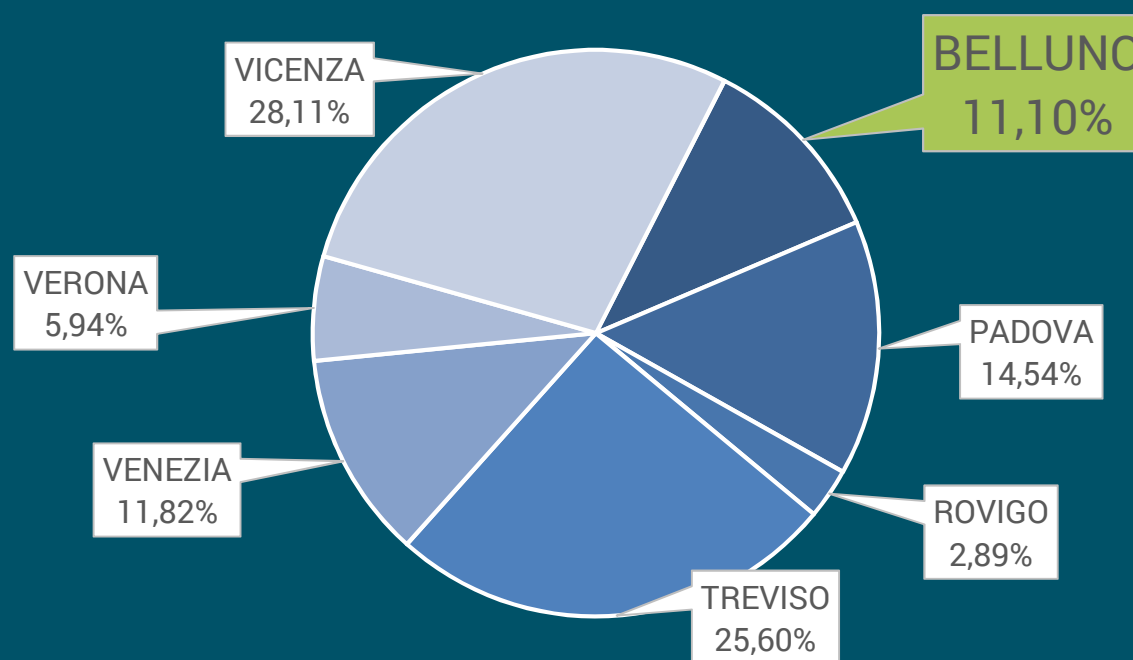
ISCRITTI TOTALI: 70.133

| ANNO | ISCRITTI | DELTA A.P. | DELTA % |
|------|----------|------------|----------------|
| 1990 | 1.503 | | |
| 1991 | 2.575 | 1.072 | 71,32% |
| 1992 | 3.100 | 525 | 20,39% |
| 1993 | 3.538 | 438 | 14,13% |
| 1994 | 3.950 | 412 | 11,64% |
| 1995 | 4.644 | 694 | 17,57% |
| 1996 | 5.400 | 756 | 16,28% |
| 1997 | 5.423 | 23 | 0,43% |
| 1998 | 6.112 | 689 | 12,71% |
| 1999 | 7.119 | 1.007 | 16,48% |
| 2000 | 10.654 | 3.535 | 49,66% |
| 2001 | 12.069 | 1.415 | 13,28% |
| 2002 | 12.944 | 875 | 7,25% |
| 2003 | 13.497 | 553 | 4,27% |
| 2004 | 14.759 | 1.262 | 9,35% |
| 2005 | 15.959 | 1.200 | 8,13% |
| 2006 | 18.544 | 2.585 | 16,20% |
| 2007 | 44.192 | 25.648 | 138,31% |
| 2008 | 45.296 | 1.104 | 2,50% |
| 2009 | 45.204 | -92 | -0,20% |
| 2010 | 45.468 | 264 | 0,58% |
| 2011 | 45.874 | 406 | 0,89% |
| 2012 | 45.911 | 37 | 0,08% |
| 2013 | 46.899 | 988 | 2,15% |
| 2014 | 48.012 | 1.113 | 2,37% |
| 2015 | 49.430 | 1.418 | 2,95% |
| 2016 | 51.340 | 1.910 | 3,86% |
| 2017 | 70.133 | 18.793 | 36,60% |





DISTRIBUZIONE PER PROVINCIA

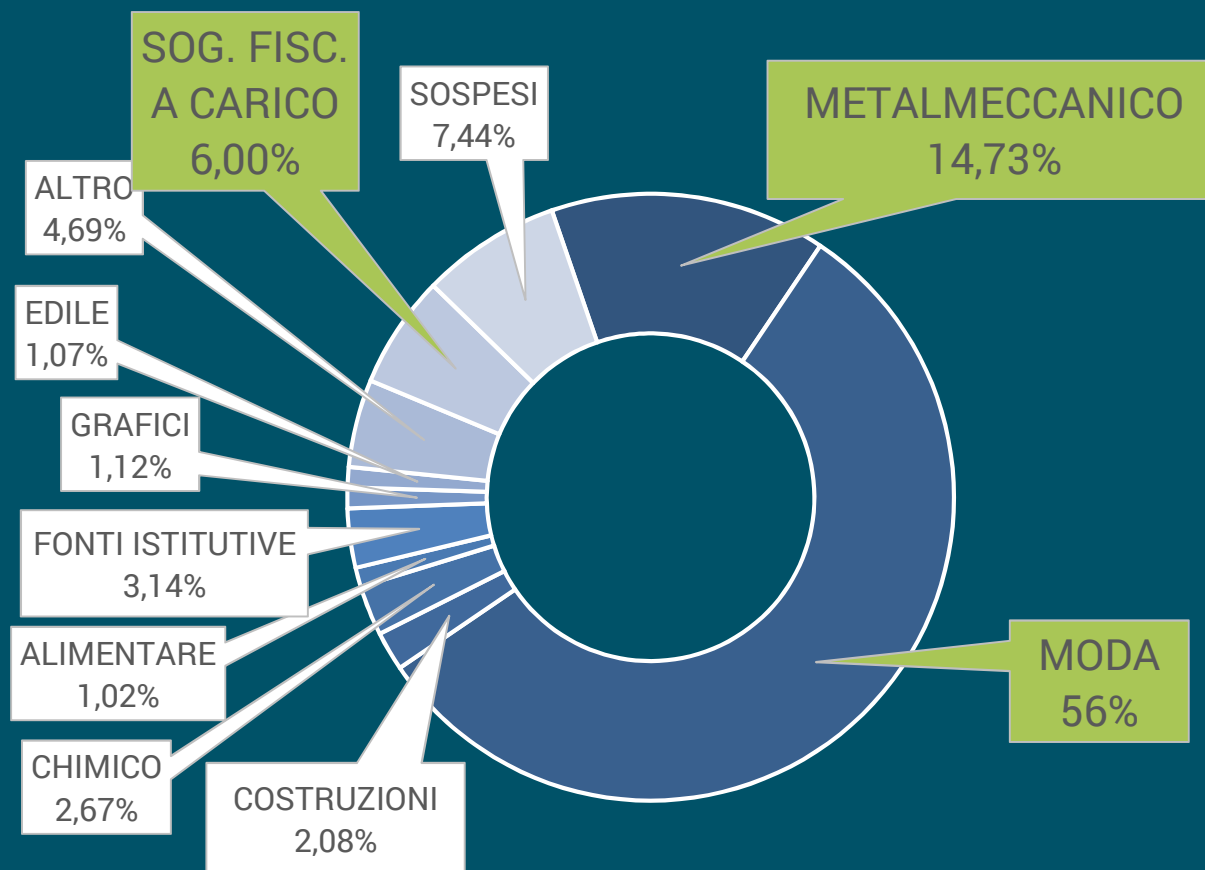


Solidarietà Veneto

FONDO PENSIONE



DISTRIBUZIONE PER SETTORE



Solidarietà Veneto

FONDO PENSIONE



DISTRIBUZIONE PER SETTORE

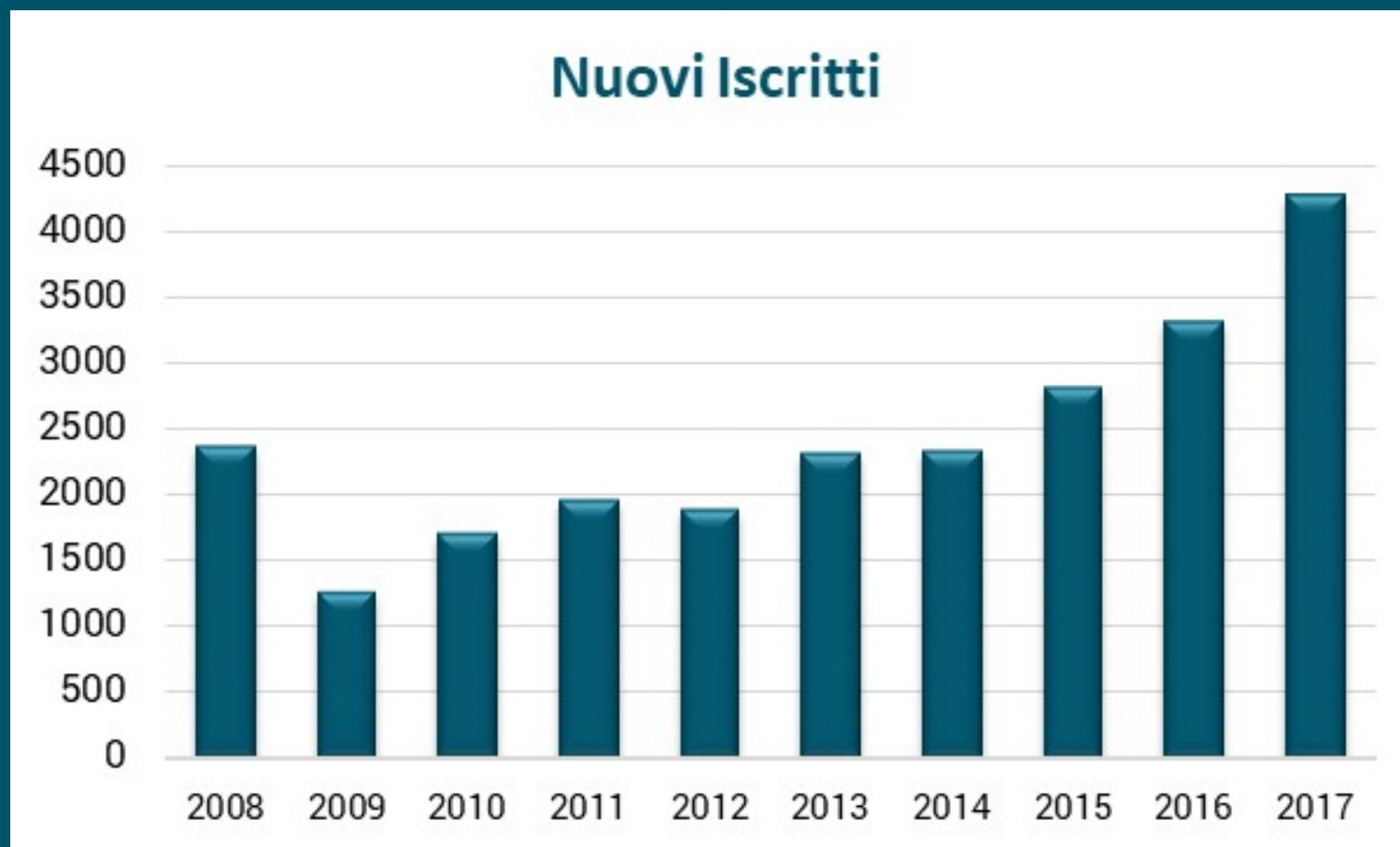
| SETTORE | 31/12/2016 | | 31/12/2017 | | Delta % |
|-------------------------|------------|--------|------------|--------|---------|
| | Tot | % | Tot | % | |
| METALMECCANICO | 891 | 13,74% | 1.036 | 14,73% | 16,27% |
| MODA | 3.838 | 59,17% | 3.941 | 56,04% | 2,68% |
| LEGNO - COSTRUZIONI | 131 | 2,02% | 146 | 2,08% | 11,45% |
| CHIMICO - VETRO - GOMMA | 176 | 2,71% | 188 | 2,67% | 6,82% |
| ALIMENTARE | 67 | 1,03% | 72 | 1,02% | 7,46% |
| FONDI ISTITUTIVE | 209 | 3,22% | 221 | 3,14% | 5,74% |
| GRAFICI - CARTAI | 76 | 1,17% | 79 | 1,12% | 3,95% |
| EDILE | 72 | 1,11% | 75 | 1,07% | 4,17% |
| ALTRO | 255 | 3,93% | 330 | 4,69% | 29,41% |
| SOG. FISC. A CARICO | 334 | 5,15% | 422 | 6,00% | 26,35% |
| SOSPESI | 437 | 6,74% | 523 | 7,44% | 19,68% |

6.486

7.033

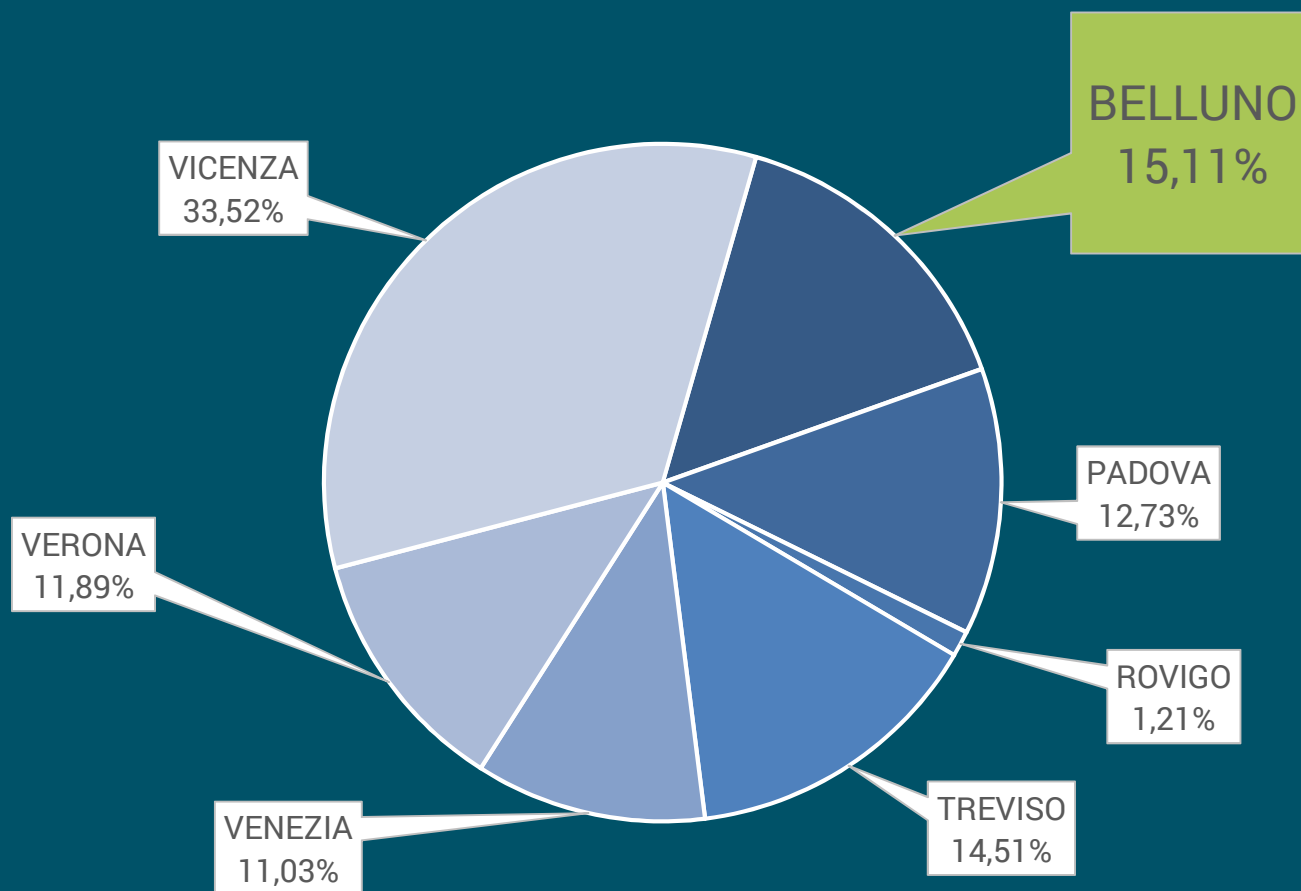


NUOVE ADESIONI: +29%





NUOVE ADESIONI PER SETTORE

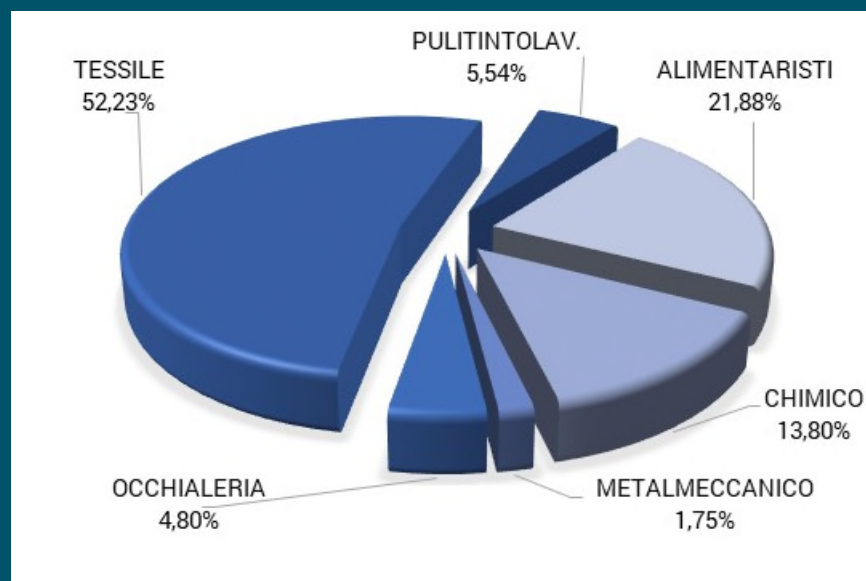


Solidarietà Veneto

FONDO PENSIONE



ISCRITTI CONTRATTUALI

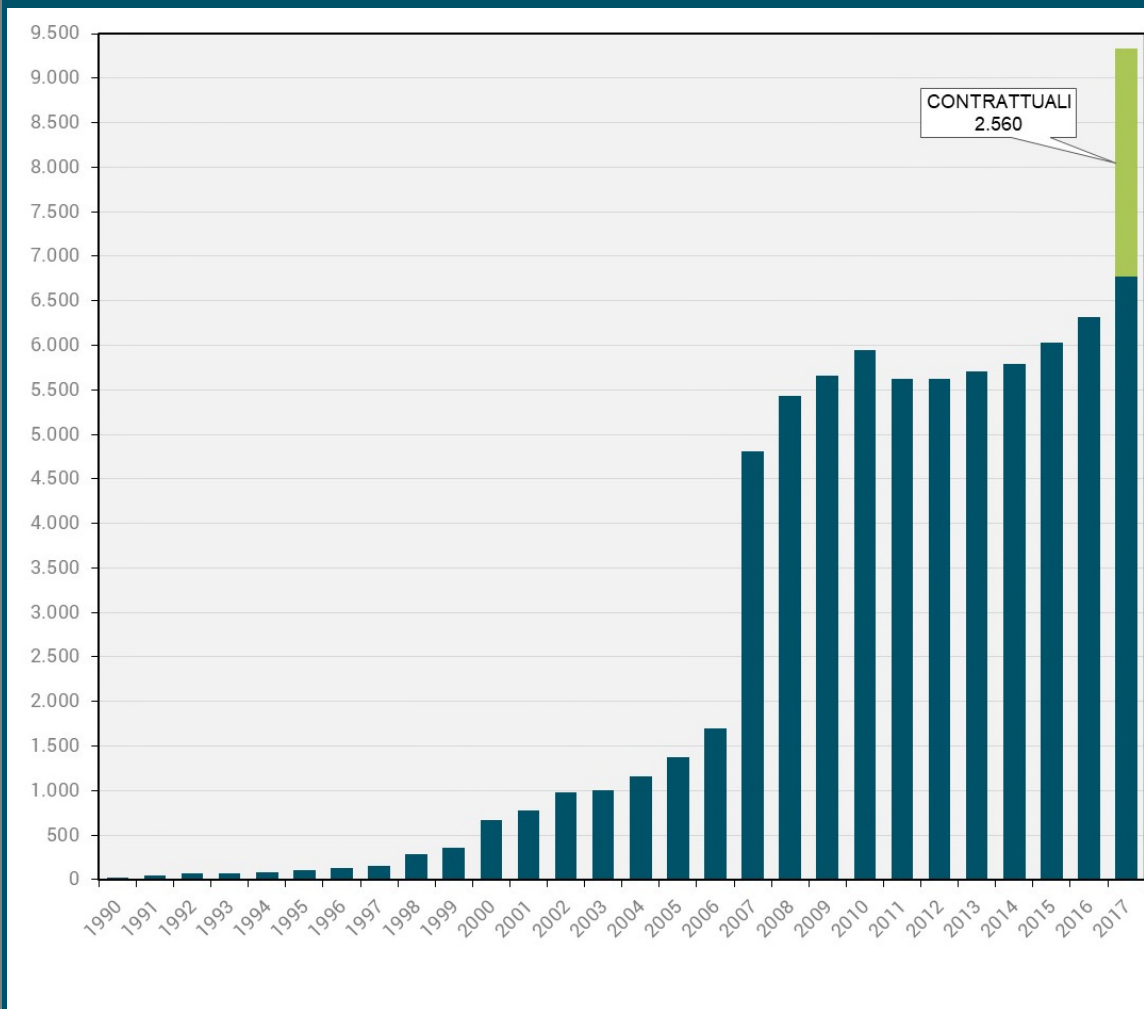


| | BELLUNO | PADOVA | ROVIGO | TREVISO | VENEZIA | VICENZA | VERONA | | |
|---------------------------------------|--------------|---------------|--------------|---------------|---------------|---------------|--------------|---------------|---------------|
| ALIMENTARISTI | 121 | 416 | 137 | 896 | 767 | 723 | 472 | 3.532 | 21,88% |
| CHIMICO | 47 | 310 | 101 | 596 | 506 | 567 | 101 | 2.228 | 13,80% |
| METALMECCANICO | 6 | 114 | 14 | 40 | 20 | 39 | 50 | 283 | 1,75% |
| OCCHIALERIA | 425 | 10 | 0 | 299 | 5 | 22 | 13 | 774 | 4,80% |
| TESSILE | 109 | 1770 | 768 | 2225 | 854 | 1987 | 717 | 8.430 | 52,23% |
| PULITINTOLAV. | 44 | 252 | 47 | 194 | 106 | 156 | 95 | 894 | 5,54% |
| Totale CONTRATTUALI | 752 | 2.872 | 1.067 | 4.250 | 2.258 | 3.494 | 1.448 | 16.141 | 100,00% |
| % per provincia - CONTRATTUALI | 4,66% | 17,79% | 6,61% | 26,33% | 13,99% | 21,65% | 8,97% | | 100,00% |



LE AZIENDE: + 7,14%

| ANNO | AZIENDE | DELTA A.P. | DELTA % |
|------|---------|------------|---------|
| 1990 | 25 | | |
| 1991 | 51 | 26 | 104,00% |
| 1992 | 70 | 19 | 37,25% |
| 1993 | 75 | 5 | 7,14% |
| 1994 | 81 | 6 | 8,00% |
| 1995 | 108 | 27 | 33,33% |
| 1996 | 127 | 19 | 17,59% |
| 1997 | 156 | 29 | 22,83% |
| 1998 | 287 | 131 | 83,97% |
| 1999 | 362 | 75 | 26,13% |
| 2000 | 673 | 311 | 85,91% |
| 2001 | 777 | 104 | 15,45% |
| 2002 | 976 | 199 | 25,61% |
| 2003 | 1.008 | 32 | 3,28% |
| 2004 | 1.156 | 148 | 14,68% |
| 2005 | 1.372 | 216 | 18,69% |
| 2006 | 1.694 | 322 | 23,47% |
| 2007 | 4.803 | 3.109 | 183,53% |
| 2008 | 5.431 | 628 | 13,08% |
| 2009 | 5.663 | 232 | 4,27% |
| 2010 | 5.949 | 286 | 5,05% |
| 2011 | 5.626 | -323 | -5,43% |
| 2012 | 5.624 | -2 | -0,04% |
| 2013 | 5.711 | 87 | 1,55% |
| 2014 | 5.796 | 85 | 1,49% |
| 2015 | 6.028 | 232 | 4,00% |
| 2016 | 6.319 | 291 | 4,83% |
| 2017 | 9.330 | 3.011 | 47,65% |



Solidarietà Veneto

FONDO PENSIONE



RENDIMENTI NETTI AL 31.12.17

| | REND. 2017 | 10 ANNI | |
|------------------|------------------------|----------|---------|
| DINAMICO | + 5,42% | + 57,60% | + 4,65% |
| REDDITO | + 1,78% | + 31,70% | + 2,79% |
| PRUDENTE | + 0,73% | + 34,80% | + 3,03% |
| GARANTITO TFR | + 0,74% ^(*) | + 31,00% | + 2,74% |
| TFR | 1,74% | 23,32% | 2,12% |

(*): i rendimenti sono riportati a valori «di mercato». La garanzia viene attivata, nel rispetto delle previsioni in convenzione, sulla base del rendimento maturato da ciascun iscritto.



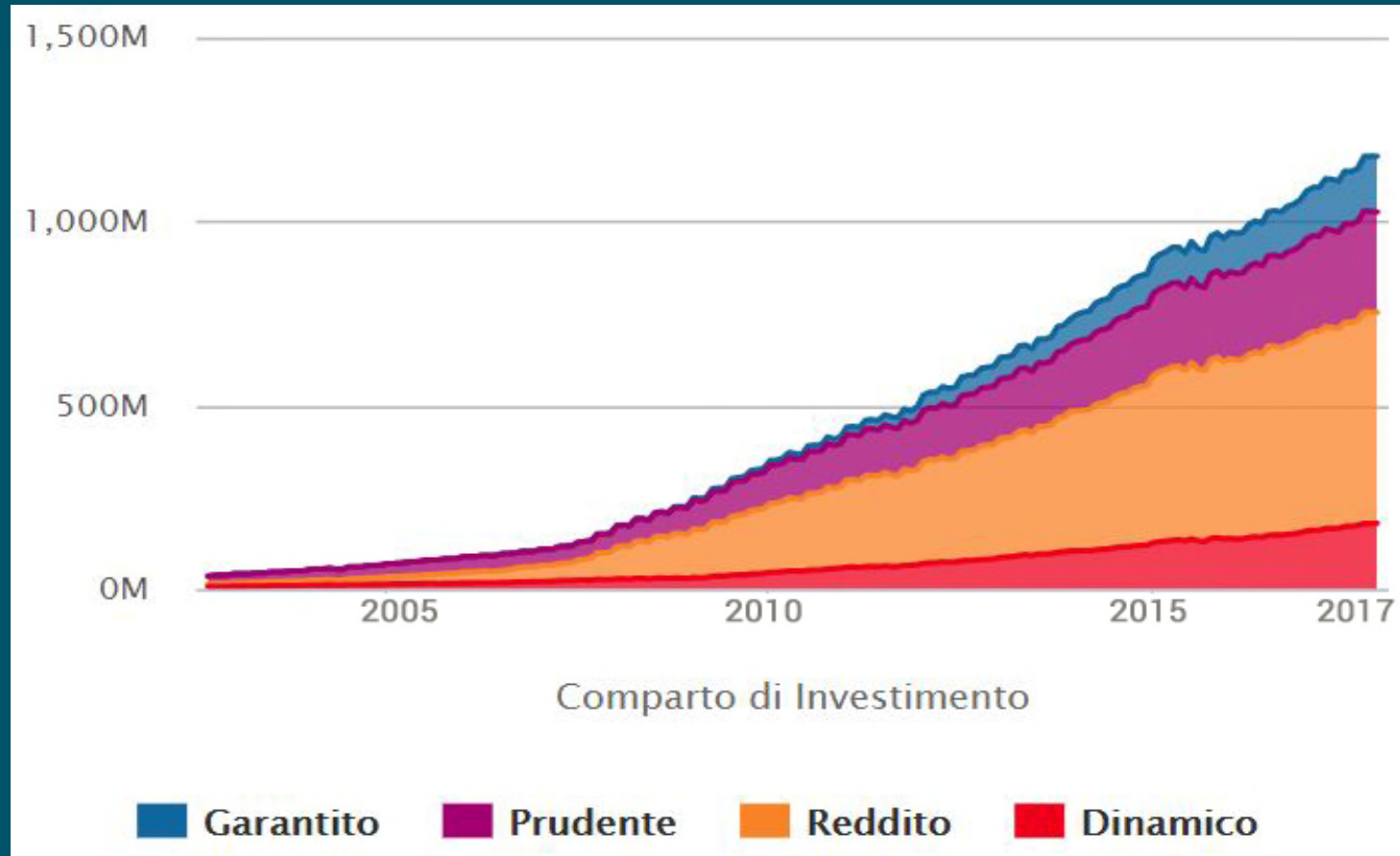
RENDIMENTI QUINQUENNALI

5 ANNI

| | | |
|------------------|----------|---------|
| DINAMICO | + 35,86% | + 6,32% |
| REDDITO | + 21,21% | + 3,92% |
| PRUDENTE | + 13,64% | + 2,59% |
| GARANTITO TFR | + 12,77% | + 2,43% |
| TFR | 7,75% | 1,50% |



IL PATRIMONIO



Solidarietà Veneto

FONDO PENSIONE

CONFERENZA STAMPA

Belluno, 06/02/2018

GRAZIE!



Solidarietà Veneto

FONDO PENSIONE